



Fahrradsicherheit für Geflüchtete und Zugewanderte

Arbeitsblätter English

VISION ZERO.
KEINER KOMMT UM. ALLE KOMMEN AN.

General Traffic Rules

In Germany one drives on the right. Cyclists have to drive right at the edge of the roadway. Other vehicles (including other cyclists) have to overtake on the left.




At crossroads and junctions it holds „left yields to right“, except there are traffic lights or traffic signs that shows something else.


Crossroads and junctions which are hard to make out are marked especially. Here holds “left yields to right” as well.



When seeing these traffic signs you have to yield to other vehicles.

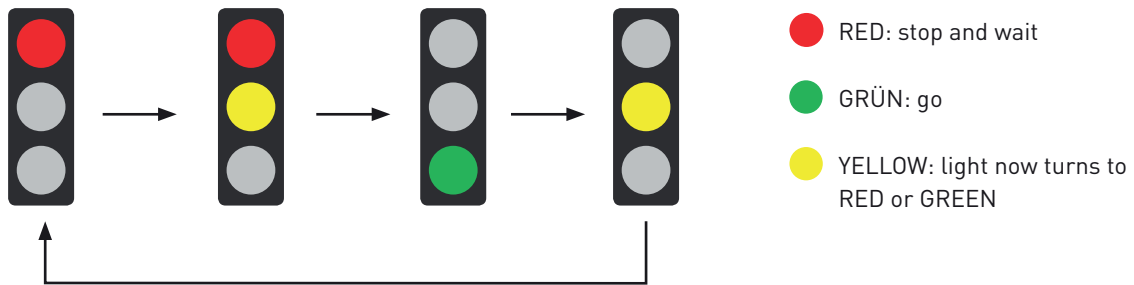


When seeing these traffic signs other drivers have to yield to you.



General Traffic Rules

Traffic light regulation:



On the cycle way: If there is no separate traffic light for cyclists, the traffic light for vehicles should be observed.

Pedestrian precinct:

Cyclists have to dismount and push their bikes on foot.



Exception: Cyclists free



However, pedestrians have priority. All vehicles (also cyclists) have to drive at walking speed.



When turning right always stay behind other turning vehicles (especially when behind trucks), because cyclists are easy to overlook.

Always drive visible. Look back over your shoulder when turning and signal any turn in direction with your hands.

Traffic Signs for Cyclists

What do these mean?

- No cycles
- Cycleway, duty to use
- Right of way for cyclists



- Forbidden for cyclists and pedestrians
- No entry/through road
- Sidewalk/Cycleway with separated sides duty to use



- Sidewalk/Cycleway in conjunction, duty to use
- No entry/through road
- Sidewalk/Cycleway with separated sides, duty to use



- Forbidden for cyclists and pedestrians
- Cycleway, duty to use
- Forbidden for cyclists



- Forbidden for cyclists
- Attention: cyclists crossing
- Cycleway, duty to use



- Sidewalk/Pavement, cyclists allowed
- Forbidden for cyclists
- Cycleway, duty to use



Traffic Signs for Cyclists

What do these mean?

- No cycles
- Cycleway, duty to use
- Right of way for cyclists



- Forbidden for cyclists and pedestrians
- No entry/through road
- Sidewalk/Cycleway with separated sides duty to use



- Sidewalk/Cycleway in conjunction, duty to use
- No entry/through road
- Sidewalk/Cycleway with separated sides, duty to use



- Forbidden for cyclists and pedestrians
- Cycleway, duty to use
- Forbidden for cyclists



- Forbidden for cyclists
- Attention: cyclists crossing
- Cycleway, duty to use




- Sidewalk/Pavement, cyclists allowed
- Forbidden for cyclists
- Cycleway, duty to use



General Traffic Signs

What do these mean?


- Give way/yield
- Major road, right of way
- Danger spot



- Danger spot
- No entry/through road
- Give way/yield



- Give way/yield
- No entry/through road for all vehicles
- No cycles only



- No entry through road
- Stop! Danger spot
- Stop! Give way/yield



- Stop! Give way/yield
- Right of way for next crossroad/junction
- Give way/yield




- Give way/yield
- Right of way for next crossroad/junction
- End of major road



General Traffic Signs

What do these mean?


- Give way/yield
- Major road, right of way
- Danger spot



- Danger spot
- No entry/through road
- Give way/yield



- Give way/yield
- No entry/through road for all vehicles
- No cycles only



- No entry through road
- Stop! Danger spot
- Stop! Give way/yield



- Stop! Give way/yield
- Right of way for next crossroad/junction
- Give way/yield



- Give way/yield
- Right of way for next crossroad/junction
- End of major road



General Traffic signs

What do these mean?

- No entry, vehicles may come from opposite direction
- End of major road
- Give way/yield



- Sidewalk/Pavement, duty to use
- Sidewalk/Pavement, cyclists free
- Pedestrian crossing/Crosswalk



- No pedestrians allowed
- Sidewalk/Pavement, duty to use
- Sidewalk/Pavement, cyclists free



- Right of way for next crossroad/junction
- Beginning of motorway/freeway, no cyclists
- Attention: Bridge



- Danger spot
- Stop! Give way/yield
- Give way/yield



- Give way/yield, cyclists free
- No entry through road, cyclists free
- No pedestrians, cyclists free



General Traffic signs

What do these mean?

- No entry, vehicles may come from opposite direction
- End of major road
- Give way/yield



- Sidewalk/Pavement, duty to use
- Sidewalk/Pavement, cyclists free
- Pedestrian crossing/Crosswalk



- No pedestrians allowed
- Sidewalk/Pavement, duty to use
- Sidewalk/Pavement, cyclists free



- Right of way for next crossroad/junction
- Beginning of motorway/freeway, no cyclists
- Attention: Bridge



- Danger spot
- Stop! Give way/yield
- Give way/yield



- Give way/yield, cyclists free
- No entry through road, cyclists free
- No pedestrians, cyclists free




General Traffic signs

What do these mean?

- No entry/through road
- Give way to oncoming traffic
- No turns allowed



- Traffic turning priority/Turning main
- Give way/yield
- No turns allowed



- No cyclists allowed
- Play street/Traffic calm area, drive at walking speed
- Attention: Children



- Beginning of motor road, no cyclists
- Beginning of motorway/freeway
- Attention: Heavy traffic



- Entry to railway station
- Railroad crossing, no barrier
- Tram stop



- Pedestrian crossing/Crosswalk
- Attention: Children
- Entry to school




General Traffic signs

What do these mean?

- No entry/through road
- Give way to oncoming traffic
- No turns allowed



- Traffic turning priority/Turning main
- Give way/yield
- No turns allowed



- No cyclists allowed
- Play street/Traffic calm area, drive at walking speed
- Attention: Children



- Beginning of motor road, no cyclists
- Beginning of motorway/freeway
- Attention: Heavy traffic



- Entry to railway station
- Railroad crossing, no barrier
- Tram stop



- Pedestrian crossing/Crosswalk
- Attention: Children
- Entry to school



The roadworthy bicycle

What is regulated by Law:



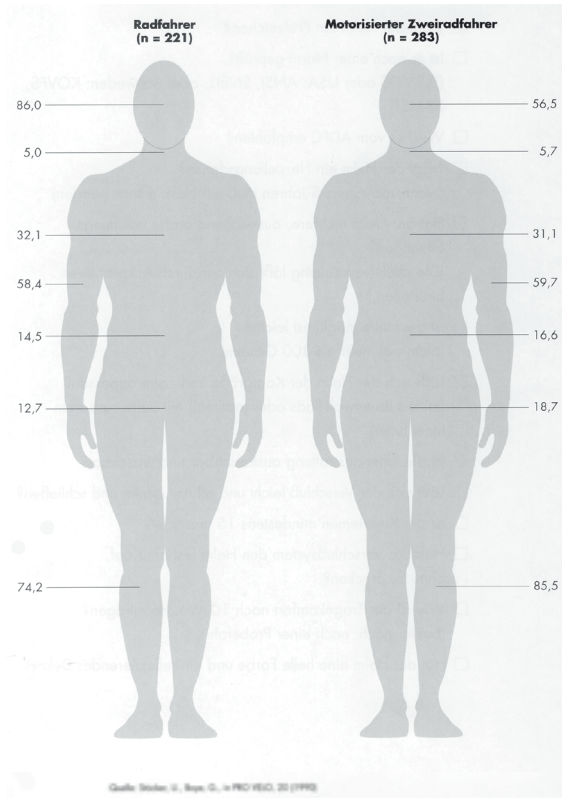
- 1. Red backlight (recommended: with sidelight) with red Big-Surface-Spotlight (mostly integrated in backlight)
- 2. Red spotlight (mounted max. 600 mm from ground)
- 3. Two yellow Back-Spotlights for each pedal (cat's eye) shining to front and back
- 4. Two brakes independent of each other
- 5. High-pitch bell
- 6. White headlight (recommended: with sidelight)
- 7. Dynamo with 6 Volt voltage and 3 Watt wire at least; also Clip-Lights with (non-)rechargeable battery allowed
- 8. White reflexing stripes at tire-flank and/or two yellow side-shining Spoke-reflectors each

In the list above please mark the features that your bicycle has.



Make yourself visible!

The Bicycle-helmet



Heavy and deadly injured bicycle-accidents are mostly caused by head-injuries.



There is no duty in Germany to wear a helmet, but it is meaningful.


The helmet is only able to protect, if it fits correctly on the head.



The helmet must not be in the neck



Adjusting the head range



One to two fingers between belt and throat

Traffic-Quiz

Only one answer is correct



- No entry, vehicles may come from opposite direction, cyclists free
- No pedestrians allowed, cyclists free
- End of right of way for cyclists

Score



- Sidewalk/Pavement, duty to use
- No pedestrians allowed
- Pedestrian Crossing/Crosswalk

Score



- No cycles
- Cycle way, duty to use
- Right of way for cyclists

Score



- Beginning of motorway/freeway, no cyclists
- Right of way until next bridge
- Attention: Bridge

Score



- Danger spot
- Cycle way, duty to use
- Forbidden for cyclists

Score



- Sidewalk/Pavement, duty to use
- Sidewalk/Pavement, cyclists allowed
- Forbidden for pedestrians, cyclists free

Score

Total score:

Traffic-Quiz

Only one answer is correct



- No entry, vehicles may come from opposite direction, cyclists free
- No pedestrians allowed, cyclists free
- End of right of way for cyclists

Score

1



- Sidewalk/Pavement, duty to use
- No pedestrians allowed
- Pedestrian Crossing/Crosswalk

Score

1



- No cycles
- Cycle way, duty to use
- Right of way for cyclists

Score

1



- Beginning of motorway/freeway, no cyclists
- Right of way until next bridge
- Attention: Bridge

Score

1



- Danger spot
- Cycle way, duty to use
- Forbidden for cyclists

Score

1



- Sidewalk/Pavement, duty to use
- Sidewalk/Pavement, cyclists allowed
- Forbidden for pedestrians, cyclists free

Score

1

Total score:

6

Traffic-Quiz

Only one answer is correct




- No entry
- End of major road
- Right of way for cyclists

Score



- Sidewalk/Cycle way in conjunction, duty to use
- Forbidden for cyclists and pedestrians
- Sidewalk/Cycle way with separate sides

Score



- No entry/through road for all vehicles
- No cycles only
- Right of way for cyclists

Score



- No entry/through road
- Give way/yield
- Danger spot

Score



- Right of way for next crossroad/junction
- Give way/yield
- Forbidden for cyclists

Score



- Sidewalk/Cycle way with separated sides, duty to use
- Sidewalk, cyclists free
- Forbidden for cyclists and pedestrians

Score

Total score:

Traffic-Quiz

Only one answer is correct



- No entry
- End of major road
- Right of way for cyclists

Score


1



- Sidewalk/Cycle way in conjunction, duty to use
- Forbidden for cyclists and pedestrians
- Sidewalk/Cycle way with separate sides

Score

1



- No entry/through road for all vehicles
- No cycles only
- Right of way for cyclists

Score

1



- No entry/through road
- Give way/yield
- Danger spot

Score

1



- Right of way for next crossroad/junction
- Give way/yield
- Forbidden for cyclists

Score

1



- Sidewalk/Cycle way with separated sides, duty to use
- Sidewalk, cyclists free
- Forbidden for cyclists and pedestrians

Score

1

Total score: 6

Traffic-Quiz

Only one answer is correct



- Pedestrian precinct, cyclists dismount
- Sidewalk, cyclists free
- Forbidden for pedestrians

Score



- Stop! Danger spot
- Stop! No entry
- Stop! Give way/yield

Score



- No entry/through road for all vehicles
- No turn allowed
- Give way/yield to oncoming traffic

Score



- Traffic turning priority/Turning main
- Give way/yield
- No turn allowed

Score



- Danger spot
- Give way/yield
- Major road, right of way

Score



- Play street/Traffic calm area, drive at walking speed
- Sidewalk, cyclists free
- Forbidden for cyclists

Score

Total score:

Traffic-Quiz

Only one answer is correct



- Pedestrian precinct, cyclists dismount
- Sidewalk, cyclists free
- Forbidden for pedestrians

Score

1



- Stop! Danger spot
- Stop! No entry
- Stop! Give way/yield

Score

1



- No entry/through road for all vehicles
- No turn allowed
- Give way/yield to oncoming traffic

Score

1



- Traffic turning priority/Turning main
- Give way/yield
- No turn allowed

Score

1



- Danger spot
- Give way/yield
- Major road, right of way

Score

1



- Play street/Traffic calm area, drive at walking speed
- Sidewalk, cyclists free
- Forbidden for cyclists

Score

1

Total score: 6

Traffic-Quiz

Only one answer is correct



- Railroad crossing, no barrier
- Tram stop
- Entry to railway station

Score



- Pedestrian Crossing/Crosswalk
- Attention: Children
- Entry to school

Score




- Beginning of motor road, no cyclists
- Parking allowed
- Beginning of motorway/freeway

Score



- Stop! Give way/yield
- Give way/yield
- Danger spot

Score



- No turns allowed
- Give way/yield
- Traffic turning priority/Turning main

Score



- No entry, vehicles may come from opposite direction
- Give way/yield
- Attention: Barrier

Score

Total score:

Traffic-Quiz

Only one answer is correct



- Railroad crossing, no barrier
- Tram stop
- Entry to railway station

Score

1



- Pedestrian Crossing/Crosswalk
- Attention: Children
- Entry to school

Score

1



- Beginning of motor road, no cyclists
- Parking allowed
- Beginning of motorway/freeway

Score


1



- Stop! Give way/yield
- Give way/yield
- Danger spot

Score

1



- No turns allowed
- Give way/yield
- Traffic turning priority/Turning main

Score

1



- No entry, vehicles may come from opposite direction
- Give way/yield
- Attention: Barrier

Score

1

Total score: 6

Traffic-Quiz

Several answers may be right



- Cyclists are allowed to drive there.
- Cyclists have to consider pedestrians.
- Cyclists are not allowed to drive there.

Score



- All cyclists are allowed to drive there.
- The cyclist in the foreground is allowed to drive there.
- The oncoming cyclist is only allowed to drive on the protection lane.
- The cyclist in the foreground has to walk his bike to cross the street.

Score



- The cyclist is only allowed to turn left.
- The cyclist has to consider the pedestrians and other vehicles.
- Here the „right before left“ rule applies.

Score

Total score:

Traffic-Quiz

Several answers may be right



- Cyclists are allowed to drive there.
- Cyclists have to consider pedestrians.
- Cyclists are not allowed to drive there.

Score

2



- All cyclists are allowed to drive there.
- The cyclist in the foreground is allowed to drive there.
- The oncoming cyclist is only allowed to drive on the protection lane.
- The cyclist in the foreground has to walk his bike to cross the street.

Score

2



- The cyclist is only allowed to turn left.
- The cyclist has to consider the pedestrians and other vehicles.
- Here the „right before left“ rule applies.

Score

2

Total score:

6

Traffic-Quiz

Several answers may be right



- The cyclist is always allowed to drive there
- The cyclist is not allowed to drive there, he has to use the Sidewalk/cycle way
- The cyclist is only allowed to drive there, if the sidewalk/ cycle way is currently not passable due to snow or ice

Score



- Everything is okay
- The cyclist have to dismount when using the crosswalk and must push the bicycle on foot
- The cyclist is doing everything right, but must give hand-sign

Score



- The car has right of way because it is coming from the right side
- The cyclist has right of way because she is on the Main road
- The cyclist is obliged to use the Sidewalk (cyclists free)
- The cyclist is allowed to use the sidewalk (cyclists free)

Score

Total score:

Traffic-Quiz

Several answers may be right



- The cyclist is always allowed to drive there
- The cyclist is not allowed to drive there, he has to use the Sidewalk/cycle way
- The cyclist is only allowed to drive there, if the sidewalk/cycle way is currently not passable due to snow or ice

Score

2



- Everything is okay
- The cyclist have to dismount when using the crosswalk and must push the bicycle on foot
- The cyclist is doing everything right, but must give hand-sign

Score

1



- The car has right of way because it is coming from the right side
- The cyclist has right of way because she is on the Main road
- The cyclist is obliged to use the Sidewalk (cyclists free)
- The cyclist is allowed to use the sidewalk (cyclists free)

Score

2

Total score:

5